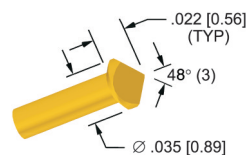



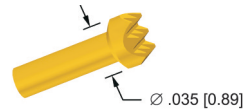
# 050-T25 Series

The **050-T25 series probes and sockets** are designed for loaded board testing.

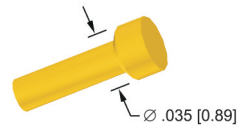
## Probe



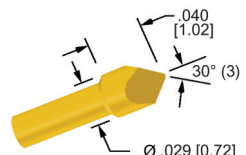
**03 or 03-S** - Chisel



**09 or 09-S** - Serrated

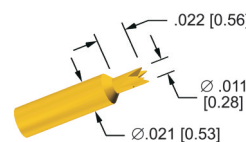


**10** - Flat

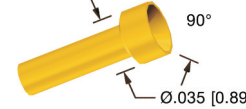


**13-S** - Chisel  
**.232 [5.89] Full Stroke**

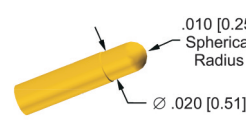
Actual Size



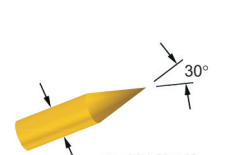
**14 or 14-S** - Crown



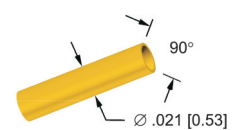
**22** - Cup



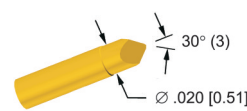
**40** - Spherical



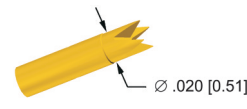
**41 or 41-S** - Spear



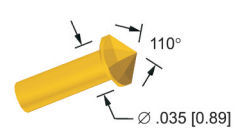
**42** - Cup



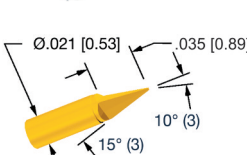
**43 or 43-S** - Chisel



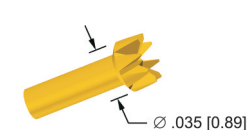
**44 or 44-S** - Crown



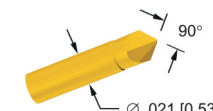
**51-S** - Blade



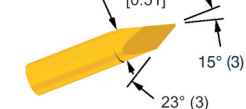
**53 or 53-S** - Chisel



**58** - Crown




**61 or 61-S** - Blade




**63-S** - Chisel

## NEW Razor Sharp Tip Styles

See page 69 for more details



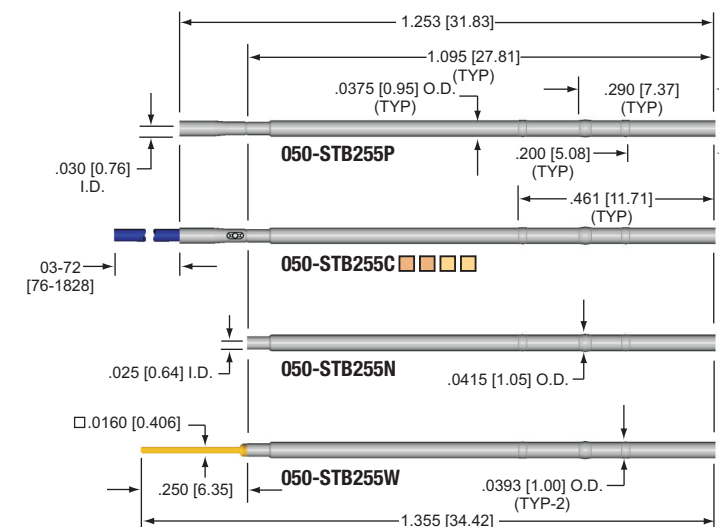
**6R-S** - Razor



**8R-S** - Razor

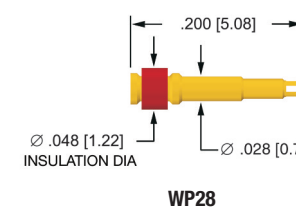
## Sockets

Mounting holes in AT7000, G10/FR4 or similar materials should be gauged at .038/.039 [.97/.99], suggested drill sizes #62 or #61.

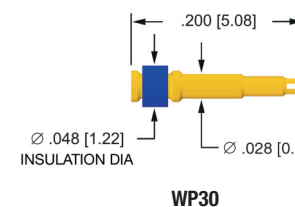


## Wire Plugs

For use with P Termination Sockets




**WP28**



**WP30**

## Wire Colors

Available wire colors for socket crimp option



PROBE P/N: 050 - PTP25 - ■ ■ ■ ■ ■  
example: 050 - PTP2503L - S

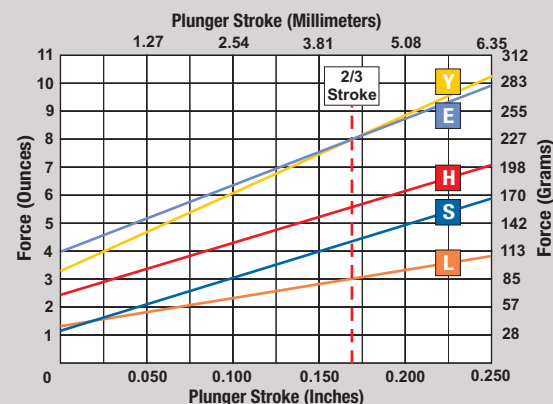
TUBE	Letter	Material/Finish	Average Resistance			
P		Nickel silver/ID precious metal clad	< 30 milliohms			
POINT	Digits	Material/Finish				
	See Points	Standard material is heat-treated BeCu/plated gold over nickel (see S option for steel plunger)				
SPRING	Letter	Spring Force	Preload	@ 2/3 Stroke	Material	Mechanical Life (Cycles @ stroke)
	L	Low	1.2 [34]	3.0 [85]	Music wire	1M min @ .167 [4.24] max
	S	Standard	1.1 [31]	4.3 [122]	Music wire	1M min @ .167 [4.24] max
	H	High	2.4 [68]	5.6 [159]	Music wire	1M min @ .167 [4.24] max
	Y	Elevated	3.2 [91]	8.0 [227]	Stainless Steel	25K min @ .167 [4.24] max
High Preload Spring - Available in 43-S, 44-S, 61-S & 63-S point styles.						
E	High Preload	4.2 [119]	8.0 [227]	Stainless Steel	10K min @ .167 [4.24] max	
OPTION	Letter	Description				
	N	No probe lubrication. Removing probe lubrication greatly reduces cycle life and should only be used in applications outside of the probe operating temperature specifications.				
	S	Heat-treated steel/plated gold over nickel (see points for availability)				
(blank)	No option required					

## Probe Specifications

### Mechanical

**Full stroke:** .250 [6.35] • **Working stroke:** up to .167 [4.24]  
**Operating temp.:** -50°F to 250°F [-45°C to 120°C]  
**Current rating (for single probe in ambient air with 70°F [20°C] rise):** 5 Amps

### Spring Force



## Installation and Extraction Tool Part Numbers

(see pages 62 & 63)

**Pin Gauge Tool:** PG050-25

**Socket Installation Tool:** AT50-KIT, AT50M-KIT adjustable tools or preset IT050-25-FLUSH or IT050-25 SET .000 to .270 [0.00 to 6.86]

**Socket Extraction Tool:** ET050-25-KIT (includes IT050-25-FLUSH & ET050-25 - sockets must be FLUSH before extraction)

**Probe Insertion Tool:** PT50/39

**Wire Plug Installation Tool:** WT30 or WT28

**Wire Strippers preset to .120 [3.05]:** WS30 or WS28

**Indicator Probes:** IP050-T2510 or IP050-T2540

WIRE PLUG P/N: WP ■ ■  
example: WP30

PLUG SIZE	PLUG	Letter	Material/Finish
		WP	Brass/plated gold over nickel with insulating sleeve
PLUG SIZE	Digits	Description	
		28	Plug (identified with red insulating sleeve) to accept 28 AWG Kynar solid wire (not included)
		30	Plug (identified with blue insulating sleeve) to accept 30 AWG Kynar solid wire (not included)

SOCKET P/N: 050 - STB255 - ■ ■ ■ ■ ■  
example: 050 - STB255C3630

TUBE	Letter	Material/Finish							
B		Heat-treated BeCu/Nickel plated							
TERMINATION	Letter	Description							
	P	Plug housing Stainless Steel/ID precious metal clad Accepts WP28 or WP30 wire plugs							
	C	Crimp (specify wire size, color and length option)							
	N	No termination							
	W	Square wire wrap pin; Phosphor bronze/gold plated over nickel							
OPTION	Digit	Description							
	Available with P Termination Only								
	0	050-STB255P with WP30 wire plug							
	8	050-STB255P with WP28 wire plug							
	Wire Size Available for C Termination Only								
	3	30 AWG Kynar insulated solid wire, pre-attached							
	8	28 AWG Kynar insulated solid wire, pre-attached							
	6	26 AWG Kynar insulated solid wire, pre-attached							
	(Blank)	No option required							
	Wire Colors Available for C Termination								
0	Black	2	Red	4	Yellow	6	Blue	8	Grey
1	Brown	3	Orange	5	Green	7	Violet	9	White
Wire Length Available for C Termination		Specify Length in inches: 03 - 72 [76-1828]							